

NEW PRODUCTS & FEATURED ITEMS

Coming soon! Pre-Order Today!

New WWII WC, Flat Fender Power Wagon & 1939-47 2WD Closed Cab Glove Box Door



Vehicle Type: (A,B, - closed cab, Ambulance & Carryall),D
- Also fits 1939-47 2WD
Complete with hinge. Mounting hardware sold separately
Coming soon!
Contact us today to reserve yours!

Part #CC785759-N **\$95**

New Complete Flat Fender Power Wagon Windshield Frame Assembly
- *Powder Coated Black! Includes weatherstrip, glass & hinge brackets* - Ready to mount, saving you hours of repair work!

Vehicle Type: D

Replaces: CC797771 lower frame, CC1096017 upper frame & CC797772 center molding

Includes: CC797138 Weatherstrip & (2) CC1097224 Glass



- *New Complete Windshield Frame -Clear Glass* Part #CC797137-C **\$1075**
- *New Complete Windshield Frame -Tinted Glass* Part #CC797137-T **\$1100**
- *New Complete Windshield Frame -Gray Smoke Glass* Part #CC797137-G **\$1100**
- *New Complete Windshield Frame -Shaded (top 6" of windshield) & Tinted Glass* Part #CC797137-S-T **\$1150**

New Complete WWII WC 1/2 & 3/4 Ton Closed Cab, Ambulance & Carryall Windshield Frame Assembly

- *Powder Coated Black! Ready to mount, saving you hours of repair work!* -

Vehicle Type: (A,B - WWII Closed Cab, Ambulance & Carryall Models Only)

NOTE: SPECIAL ORDER ONLY! ALLOW 3-5 WEEKS PRODUCTION TIME

Includes:

- *Weatherstrip,*
- *(2) CC1097224 Glass,*
- *Handle CC452394*
- *Nut CC351031*
- *Stud CC844707*
- *Spring CC342371*



- *New Complete WWII WC 1/2 & 3/4 Ton Closed Cab, Ambulance & Carryall Windshield Frame - with Clear Glass, Weatherstrip, Mounting Brackets & Regulator Hardware* Part #CC844629 **\$1199**

NOS & New M37 & M43 Front & Rear Leaf Springs

The New rear leaf springs were made in the USA for Vintage Power Wagons

NOS M37/M43 Front Leaf Spring

Vehicle Type: E,F
(7 leaf)



[ORD #7373771]

Part #CC1268098 **\$150 Each**

New M37 & M42 Rear Leaf Spring

Vehicle Type: E,F
(11 leaf)



[ORD #7373761]

Part #CC1268102 **\$450 Each**

New M43 & V41 Rear Leaf Spring

Vehicle Type: E,F
(13 leaf)



[ORD #7376832]

Part #CC1391099 **\$450 Each**

New 1 Ton Flat Fender Power Wagon, WWII WC 3/4 Ton & 1-1/2 Ton 6x6 Leaf Springs

These brand New leaf springs were made in the USA for Vintage Power Wagons and will fit more than just the Civilian Power Wagons.

Note: If you're looking for WWII WC 1-1/2 Ton 6x6 rear springs, we have them available NOS for \$195 Each (Part #CC926170).

New 1 Ton Flat Fender Power Wagon, WC 3/4 & 1-1/2 Ton 6x6 Front Leaf Springs

Vehicle Type: B,C,D
(11 leaf)



Replaces CC1090570, CC1272998 & more

Part #CC1273201-N **\$365 Each**

New 1 Ton Flat Fender Power Wagon & WC 3/4 Ton Rear Leaf Springs

Vehicle Type: B,D
(12 leaf)



Replaces CC920987, CC1189425, CC1189875 & CC1271367

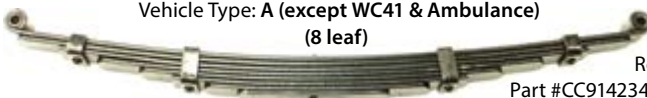
Part #CC1273003-N **\$565 Each**

New WWII WC 1/2 Ton Front & Rear Leaf Springs

These New leaf springs were made in the USA for Vintage Power Wagons and will fit most WC WWII 1/2 Ton vehicles.

New WWII WC 1/2 Ton Front Leaf Springs

Vehicle Type: A (except WC41 & Ambulance)
(8 leaf)



Replaces CC920695

Part #CC914234-N **\$275 Each**

New WWII WC 1/2 Ton Rear Leaf Springs

Vehicle Type: A (except WC41 & Ambulance)
(10 leaf)



Part #CC599106-N **\$375 Each**

New 14 Inch Brake Drums Are Here!



We've spent the past few years in a constant search for good brake drums, so we are extremely excited to be able to offer a New 14" brake drum that is very close to the original. The New drums include the original inspection hole to allow you to check the condition of your brake shoes without even taking a lug nut off. Differing from the original three-piece drums, the New drums are a one-piece casting that has been machined and is nearly ready to bolt on. However, when each drum is assembled with a hub, this will slightly change the shape of the brake drum. After mating the New drum to your hub, the brake surface will need trued, a simple job for any shop with a brake lathe. Please be sure to contact us with any technical questions you may have about this process.

There are 2 options you have when purchasing New brake drums from Vintage Power Wagons:

Option 1: You may send your hubs to us and we will take care of assembly and machining for an additional shop labor fee. Keep in mind that you will have to pay shipping both ways when using this option.


Option 2: We can send you the drums and you or your machine shop can assemble and turn each married drum and hub.

NOTE: It is very important that each drum and hub set is completely assembled before machining or you will have minimal results from the machining process and may end up with shaky brakes as well as other long term issues

New 14" Brake Drum

Vehicle Type: B,C,D,E,F
Part #CC924400-N **\$170 Each**

New 1 Ton Flat Fender Power Wagon Non-Winch Lower Grille Guard



These new grilles were produced at a local metal fabrication shop that uses a CAD process. The outer frame was laser notched to give exact spacing for the bars.

Our once plentiful stock of used non-winch lower grille sections has been depleted, but we are lucky to have a local manufacturer working with us on producing these new lower Flat Fender Power Wagon grilles. We are pleased to announce that these are now available, but quantities are limited.

Vehicle Type: D (without winch)
Part #CC1095556-N **\$189**

NEW PRODUCTS & FEATURED ITEMS

New M37 With Winch Weight & Dimensions Data Plate


Vehicle Type: E,F



Dataplate #67 **\$15**

New Dodge Truck Serial Numbers 1917-1980 - A comprehensive guide to Dodge, Plymouth, Fargo & DeSoto Trucks

by Eric Bannerman



This book is an essential resource for all classic truck enthusiasts. It provides accurate information about locating and interpreting serial numbers (VINS) used on Dodge, Dodge Brothers, Graham Brothers, Plymouth, Fargo and De Soto trucks built from 1917 to 1980 in the United States and Canada, also from 1953 to 1963 in Australia. The material was compiled from

hundreds of factory books and verified by checking thousands of trucks. You will find straightforward information about the year, models, engine sizes and wheel base options for each serial number. The pictures of tags and frame number locations along with the tables, and explanations lay out a clear path to finding and decoding the serial number for your truck. Whether you are searching for information to identify a New purchase or verifying the year and model of a restoration project, this book gives you the tools you need!

Item #NBK-893 **\$40**

New Front Door Outside Locking Handle

Replaces all outer door handles, enables door to be locked from outside



Vehicle Type: A,B,D,E,F
Part #CC1279436-L2 **\$35**

New Town Wagon, Town Panel & Power Giant Floor Mat



Vehicle Type: G, H - This floor mat will fit 1954-66 Town Wagon & Town Panel, 1954-56 2WD Pickup & 1957-60 Power Giants(D100, D200, D300, W100, W200 & W300).

Part #CC1561521/CC1780861 **\$180**

New Dana 60 & 70 Front & Rear Axle Flange Gasket (8 hole)



Vehicle Type: (G rear Dana 60 1959-71),(H Dana 70 1969-90)

Part #CC1922318 **\$3 Each**

New Replacement WWII WC 3/4 Ton & 6x6 Throttle Cable (48" Length Cable)



Complete with wire, housing and original style plastic knob.

Vehicle Type: B,C

Part #CC929099-CC925360 **\$24**

New Replacement WWII WC 3/4 Ton & 6x6 Choke Cable (48" Length Cable)



Complete with wire, housing and original style plastic knob.

Vehicle Type: B,C

Part #CC929099-CC919905 **\$24**

New Reproduction Window Glass Channel Run Clip

Exact reproduction of the original clip!



Vehicle Type: (A,B,D closed cab),(G,H 1955-60, 1955-66 Town Wagon/Panel), 1939-47 2WD

Replaces CC2363131, CC1561798, CC6013060 (8 required per cab) Part #CC1561798 **\$2 ea**

New Reproduction Closed Cab Wing-Vent Window Weatherstrip Clip Assembly

(Includes upper retainer bushing and screw)



Vehicle Type: A,B,D & 1939-47 2WD (ONLY FOR CLOSED CAB MODELS WITH WING VENT WINDOWS)

Part #CC1096126 **\$12 ea**

New Non-Wing Front Door Glass Run Channel Weatherstrip Retainer



Vehicle Type: A,B,D
Also Fits 1939-47 2WD

•New Right Non-Wing Door Glass Run Channel Weatherstrip Retainer Part #CC785894-N **\$45**

•New Left Non-Wing Door Glass Run Channel Weatherstrip Retainer Part #CC785895-N **\$45**

Keyed 12 Volt Starters for 230 Engines



Vehicle Type: A,B,C,(D 1946-1950)

Note: Pinion is 9-Tooth, 1.155 OD

Are you looking for a keyed starter for your 230 engine?

This reproduction starter has a new bushing and bendix installed that will work on any of the 12 volt Power Wagon and WWII trucks with the 146 tooth flywheel. No starter pedal needed! We have a limited supply, so please contact us today to reserve yours.

New Keyed 12 Volt Starter for 230 Engines
Part #CC1569176-KEY **\$225 + \$100 core**

New 14" Brake Shoe Guide Spring

Mounting holes measure 1" center to center



Replaces CC854033

Vehicle Type : D,E,F
Part #CC854033-1 **\$10**

New 14" Brake Shoe Guide Spring

Mounting holes measure 1-5/16" center to center



Replaces CC854033

Vehicle Type : D,E,F
Part #CC854033-1.3125 **\$7**

NOS Hand Brake Lever Pull Rod



Vehicle Type: D 1950(mid year)-1971 - only for trucks after serial #83919836 (from Detroit) & 88766179 (from San Leandro California) Part #CC1271295 **\$65**

New Brake Master Cylinder Piston Return Spring



[ORD #7411637]

Vehicle Type: A,B,C,D,E,F
Part #CC79374-N **\$5**

NEW PRODUCTS & FEATURED ITEMS

New M37/M43 Door Latch Mechanism Lock Handle Return Spring



Vehicle Type: E,F
Part #CC1094621 **\$5 Each**

New Early Power Wagon Fuel Tank Filler Neck



•Made from 16 gauge steel (original was 20 gauge)
•3/8" vent tube
•Bung very close to original and will fit new and original caps

Vehicle Type: D (1946-1950)
Part #CC1189311-N **\$175**

New Late Power Wagon Fuel Tank Filler Neck



•Made from 16 gauge steel (original was 20 gauge)
•3/8" vent tube
•Bung very close to original an will fit new and original caps

Vehicle Type: D (1951-1971)
(Replaces CC1271300)
Part #CC1271298-N **\$150**

New Headlight Adjuster Screw Clip

(fits in original mounting tab of original hedlight)
Vehicle Type: D



Part #CC865760 **1.25 ea**

New Headlight Replacement Adjusting Nut, Tab & Screw

(Repairs headlights w/damaged adjusting nut tabs)
Replaces CC865760 (adjusting nut) & CC865336 (adjusting screw)
Vehicle Type: D



Part #CC865760-A **5 ea**

New WWII WC High Beam Indicator



Vehicle Type: (B,C open cab) Can be used to replace CC922507 on closed cab models (slightly different from closed cab original)

Part #CC925382-N **\$26.00**

New Tail Pipe Rear Bracket

Replaces CC662120
Vehicle Type: A



Part #CC598468 **\$19**

Reproduction WWII WC 1/2 & 3/4 Ton Command Car Safety Strap Bracket & Screw Set



Vehicle Type: (A,B command car only)

•WWII WC Command Car Safety Strap Bracket & Screw (1 Set does 1 seat side safety strap. Includes screw CC966778)
Part #281049-A **\$24/Set**

Reproduction WWII WC Open Cab Safety Strap Bracket & Screw Set



Vehicle Type: (A,B open cab only),C

•WWII WC Open Cab Safety Strap Bracket & Bolt (1 Set does 1 seat side safety strap. Includes bolt CC909433)
Part #CC909432-A **\$28/Set**

New 3-1/2" Pinion Seal

OD: 3.501", ID: 1.875"



Vehicle Type: (A, B - Early),(C - used on pillow block), 1946-60 1-Ton 2WD with 8 3/4" Chrysler Corporate differential.

Replaces CC1271105
Part #C856864-N **\$27 Each**

New WC62/WC63 Weight & Dimensions Data Plate

Vehicle Type: C

VEHICLE	TRUCK	1 1/2 TON	3 1/2 TON	PERSONNEL CARRIER
OVERALL LENGTH	274	IN.	274	IN.
OVERALL WIDTH	62	IN.	62	IN.
OVERALL HEIGHT	110	IN.	87	IN.
LOWEST OPERABLE HEIGHT	110	IN.	87	IN.
SHIPPING CUBIC	1188.38	CU. FT.	936.38	CU. FT.
SHIPPING TONNAGE	29.73	TONS	23.41	TONS

Dataplate #65 **\$15**

NOS Bakelite Lower Door Striker

Vehicle Type: Closed Cab Models: A,B,D
Replaces CC705321



Part #CC951137 **\$7.50 ea**

NOS Bakelite Upper Door Striker (Angled)

Vehicle Type: Closed Cab Models: A,B,D
Replaces CC705319



Part #CC989513 **\$7.50 ea**

Reproduction Early WWII WC 1/2 Ton King Bee Red Reflector & Replacement Lens

(Marked "King Bee" and "Pat. Pend.")
Vehicle Type: A (Correct for WC1-WC11)



•King Bee Reflector Assembly
Part #CC599204-REF-A **\$30 Each**

•King Bee Reflector Replacement Lens
Part #CC599204-REF-L **\$20 Each**

New Double-Lip Neoprene Drive Pinion Seal - Large 4" Diameter

(9 5/8" large differential, front & rear)
(approx. 4" diameter)



Vehicle Type: (B late),C,D,E,F

[ORD #7411822]

Part #CC928114-2L **\$59 Each**

New NP200, NP201, NP205 Transfer Case & NP435 Transmission Poppet Ball Spring

Vehicle Type: C,D,E,F,G,H



Part #CC579195 **\$7.50**

New Closed-Cab Windshield Regulator End Bracket



Vehicle Type: A(post war civilian cab conversions only),D & 1939-1947 2WD

Part #CC797133-BRKT **\$12.50**

New Flat Fender Power Wagon Windshield Frame Connectors

with Slotted Zinc Screws Vehicle Type: D



Part #CC79713-WS-C **\$35**

New WWII WC Closed Cab Windshield Adjusting Arm (Pivot Arm)



Replaces CC466422

Vehicle Type: (A,B,C - CLOSED CAB MODELS ONLY)
ALSO FITS VC CLOSE CAB MODELS

Part #CC922889 **\$16**

NEW PRODUCTS & FEATURED ITEMS


New Window Regulator Mechanism Spring

Works with wing and non-wing window regulators
Vehicle Type: (A, B closed cab), D & 1940-1947 2WD



Part #NW1NR3G-SPR **\$5 Each**

New Power Wagon Passion DVD



Since World War II, the Dodge Power Wagon has held a special place in the hearts of Americans. Power Wagon Passion takes you to the Annual International Power Wagon Rally in Fairfield, Iowa to talk to aficionados about their ongoing love affair with the 'Truck That Built America.'

54 minutes (with bonus features)

Item #acc-112 **\$17.95**

New M37/M43 Stainless Steel Fuel Tanks



This tank can be installed while still using the original hardware: sending unit, fuel pickup, fuel tank straps and screws. It can also be mounted with our reproduction fuel tank straps (CC1269319-N & CC1269318-N)
Includes pickup vent and all screws.

New M37/M43 Stainless Steel Fuel Tank

Vehicle Type: E,F

Part #CC1269308-SS **\$835**

New Flat Fender Power Wagon Fuel Tank Hold Down Strap

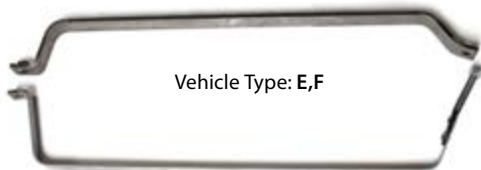


Vehicle Type: D

•New Flat Fender Power Wagon Upper Fuel Tank Hold Down Strap Part #CC1189814-N **\$57**

•New Flat Fender Power Wagon Lower Fuel Tank Hold Down Strap Part #CC1189815-N **\$79**

New M37/M43 Fuel Tank Hold Down Strap



Vehicle Type: E,F

•New M37/M43 Upper Fuel Tank Hold Down Strap Part #CC1269319-N **\$48**

•New M37/M43 Lower Fuel Tank Hold Down Strap Part #CC1269318-N **\$58**

New Vehicle/Bed/Frame/Cab Rotisserie



Merrick Rotisseries:

•New Vehicle/Bed/Frame/Cab Rotisserie (No Jacks) Item #M998080 **\$1799**

•New Vehicle/Bed/Frame/Cab Rotisserie With Jacks Item #M998080-J **\$2235**

New 300 lb Capacity Axle/Differential Lift

•Made in the USA

•Holds up to 300 lbs.

•Use any drill or impact to raise /lower

•Holds most sizes of axles

•3 heavy duty casters

•Adjustable height: 5" to 19"



New Merrick 300 lb Capacity Axle/Differential Lift Item #M998068 **\$429**

New Fold-Up Engine Stand

Features:

•1200 lb capacity

•Heavy duty easy rolling 2-1/2" casters

•5 ball detent pins

•2 for the folding legs

•1 for the fold-down/up mast

•1 for the engine mount tip back

•1 for the engine mount rotation angle



Measurements:

•32" folded out radius of legs

•40" folded up distance to top of engine stand plate

•14" x 40" x 18" folded down dimensions

New Merrick Fold-Up Engine Stand Item #M998088 **\$695**

New Engine Stand Axle Adapters



New Merrick Engine Stand Axle Adapters Item #M998084 **\$55**

New Heavy Duty Auto Dollies



Sets of 4 Merrick Auto Dollies:

•New Heavy Duty Auto Dolly - 8"x16" Item #M998103-x2 **Set of 4 \$185**

•New Heavy Duty Auto Dolly - 12"x16" Item #M998104-x2 **Set of 4 \$199**

•New Heavy Duty Auto Dolly - 16"x16" Item #M998105-x2 **Set of 4 \$219**

New Adjustable Height Auto Body Cart



•Adjustable width: 0' to 7'

•Adjustable length: 0' to 8'

•Adjustable height: 18" to 24"

•4, 6" Phenolic Casters

•1800 lb. weight capacity

•Red powder coated finish

New Merrick Adjustable Height Auto Body Cart Item #M998091 **\$779**

NEW PRODUCTS & FEATURED ITEMS

New Flat Fender Power Wagon Radiator - Economy & Performance Design -

This economy design is the personal favorite of the guys who are looking to get the most performance out of their build and it has brass inlet/outlet necks that can be customized in locations to support your engine choice



This economy version will fit perfectly in your original support and you won't notice the slim design or longer fill neck once you have it mounted behind the radiator shell. This version allows for better cooling as it has a larger core and a more efficient tank flow design. (5 row radiator core)

*Extra Fee for customized Radiators- Allow extra lead time for custom radiators).

Vehicle Type: D 1946-53
NOTE: LONG LEAD TIME

New Flat Fender Power Wagon Radiator - Stock Design -



Though it's not an exact reproduction, it's so close that you might not notice it's not the original without taking a closer look. The originally stamped top tank pattern has been recreated in a hand-crafted fashion to look as close to the original as possible. The original starting crank hole has been included for original fully-functional builds and you will also notice that the inlet/outlet necks are cast metal and much like the original.

This New radiator has stock-like performance and a stock-like look. Because a good portion of these are hand crafted, we don't expect to have deep stock on them so plan some extra time for construction when ordering or contact us to check stock. (3 row radiator core)

Vehicle Type: D 1946-53
NOTE: LONG LEAD TIME

- New Flat Fender Power Wagon Radiator - Economy & Performance Design -

Part #CC1189699-EPD **PRE-ORDER ONLY \$1,199**

- New Flat Fender Power Wagon Radiator - Stock Design -

Part #CC1189699-SD **PRE-ORDER ONLY \$1,599**

New 24 Volt Waterproof Spark Plug Adapter Set

Vehicle Type: E,F



NOTE: use spark plug #SPA7 for best results LIMITED QUANTITY!

Set Includes: 6 Waterproof Adapters (allows full waterproofing of regular spark plugs for use 24 volt M37 & variants)

Part #WPSPA24V-6 **\$198/Set**

Reproduction Early WWII King Bee Round Outside Rear View Mirror

(Olive Drab with Tinted Glass)



Vehicle Type: ALL

Part #CC747184-KB **\$35 each**

New 3/4 Ton Command Car Rear Side Door Lower Hinge Tabs




(mounts on outer body between front and rear seats)

Vehicle Type: B-Command Car Only

•New Right 3/4 Ton Command Car Rear Side Door Lower Hinge Tab Part #CC281190 **\$15**

•New Left 3/4 Ton Command Car Rear Side Door Lower Hinge Tab Part #CC281191 **\$15**

New Flat Fender Power Wagon Front Fenders



Vehicle Type: D

•New Right Front Fender Part #CC1095394-N **\$650**
•New Left Front Fender Part #CC1095395-N **\$650**

New Double-Face LED Pedestal Lamp w/Chrome Plated Housing

Units come with Red & Amber lenses (reversible).



12 Volt
21 Diode
4.5" Diameter

Vehicle Type: ALL
Part #NDF-LED-PL

\$69 Each

LOW STOCK CLOSE OUT!

New D & W Series Dome Light Lens

Note: Not slotted for switch but can be modified for switch type dome lights.



Vehicle Type: G, H
Part #CC2958428-N **\$45**

New Under Crossmember Mounted Power Brake Booster Master Cylinder Assembly

Vehicle Type: D (1946-1965)



The Under Crossmember Mounted Power Brake Booster Master Cylinder Assembly was designed by a true Power Wagon Fabricator to allow you to have Power Brakes simply and efficiently. This unit makes it so you can use your stock brake pedal in its stock location. It will work on 4 wheel drum brake applications, front disc/rear drum application, and also 4 wheel disc brake applications. This setup is ideal for either stock or modified Power Wagons.

•New Under Crossmember Mounted Power Brake Booster Master Cylinder Assembly

Part #UCMPBBMCA **\$799**

New Firewall Pad/Dash Liner Fastener



Vehicle Type: A,B,C Replaces CC788361
Part #CC738619-N **\$3.50 ea**

New ARB 20,000lb Winch Snatch Block



Vehicle Type: ALL

This snatch block greatly increases the versatility of any vehicle mounted or portable winch, enabling you to retrieve loads that are double the winch's normal capacity. This will also allow you to winch from varying angles when pulling straight ahead isn't the best option or options are limited to awkward angles. Manufactured from high quality components, ARB

snatch blocks feature side plates that sit snug against the pulley, eliminating the possibility of the winch cable becoming trapped between the pulley and the side plates. The groove of the pulley tapers down to the center allowing for a variety of cable sizes (1/4"-1/2") to be used and ensures the cable is seated securely minimizing lateral movement.

Features:

- Works with steel or synthetic winch lines
- 6mm cold rolled steel side plates
- Light weight design
- Doubles the capacity of your winch
- Engineered tough for serious recovery
- 38,500lb (17,500kg) breaking strength
- Vehicle recovery booklet enclosed


New ARB 20,000lb Winch Snatch Block

Part #N20KWSB **\$135 CLOSEOUT!**

NEW PRODUCTS & FEATURED ITEMS

New Flat Fender Power Wagon Left & Right Door Shell Assemblies - Reproduction Outer Shell, Hybrid Wing/Non-Wing Inner Shell & Hinge Assembly

Welded door shells & door side hinge included.
Door hardware sold separately.



The channel right below the window regulator was minimized so a slight modification to the bottom of the regulator will be required.

The inner door panel is a hybrid that will accommodate wing-vent style or non-wing-vent style side rollup windows. These doors also feature mounting holes to accommodate both types of arm-rests and electric windows could be used as well. Contact us for more details.

NOTE: Minor adjustments and/or modifications to door shell and door hardware may be required.

VERY LIMITED STOCK!

•New Flat Fender Power Wagon **Left Door Shell Assembly - Reproduction Outer Shell, Hybrid Wing/Non-Wing Inner Shell & Hinge Assembly** Part #CC1096196-HYBRD **\$1500**

•New Flat Fender Power Wagon **Right Door Shell Assembly - Reproduction Outer Shell, Hybrid Wing/Non-Wing Inner Shell & Hinge Assembly** Part #CC1096195-HYBRD **\$1500**

New Replacement Closed-Cab Power Wagon Windshield Regulators

Vehicle Type: A(post war civilian cab conversions only),D & 1939-1947 2WD



The tape of this regulator is stainless steel that won't corrode over time. The gears and shafts are constructed of steel and the base is made of cast aluminum. Each unit is hand-crafted by a small US owned company and comes with a limited

lifetime warranty. If anything goes wrong within the lifetime of the manufacturer, we will service or replace your regulator at no charge.

New Replacement Closed-Cab Power Wagon Windshield Regulator Part #CC797133-N **\$430**



New Aluminum Bypass Elbow

Tapped for either a heater shut-off or plug

Vehicle Type: A,B,C,D,E,F

Part #CC855452-N **\$45**

New Waterproof Brake Signal Lamp Switch

Early style Douglas connector

[ORD #7760414] Vehicle types: E,F

Part #CC1268957 **\$29**



NOS 24 Volt Distributor Breaker Plate Parts Kit

For M37/M43 & M715/M725

Vehicle Type : E,F, J

Part #24VDBPPK **\$7**

NOS 24 Volt Distributor Rebuild Kit

For M37/M43 & M715/M725

Vehicle Type : E,F, J

Part #24VDRK **\$20**

NOS M-37/M-43 Early Synchro Transmission Top Assembly



[ORD #7374901]

Vehicle Type: E

Part #CC1270369 **\$195**

New M37/M43 Battery Box



Vehicle Type: E,F

Note: Each box and lid has a slight variation in dimensions and may require some manual persuasion and a few shop tools to fit properly.

These boxes are exclusively made in the USA for Vintage Power Wagons by a local company. There is a slight difference between the original boxes and the New ones when it comes to the construction. Different steps were taken to achieve the same overall form, so this box is not an exact replica, but a worthy replacement. In the original design, the side walls and upper lip were separate pieces welded together. Our box uses one piece for the side wall and upper lip to reduce labor & production time. The box lid, latch, and cable grommet assembly are sold separately and are readily available.

New M37/M43 Battery Box Part #CC1270314-N **\$169**

New NP420/NP435 Transmission Shift Tower Rebuild Kit

4 Piece Kit Includes:

Boot - CC2227108

Ball Spring - CC1936219

Ball Spring Cup - CC1936218

Ball Spring Retainer - CC1936220



Vehicle Type: (D 1956-71),(E Late),(G,H 1957-71)

Part #NP420-NP435-TWR-RB **\$30**

New Cab Mount Spring

-3 Required for Power Wagon & M37

-2 Required for rear of WWII WC 1/2 Ton, 3/4 Ton, & 6x6



Vehicle Type: A,B,C,D,E,F Part #CC711110 **\$12 ea**

New WWII WC Front Cab Mount Spring

1 Required for front on WWII WC 1/2 Ton & 3/4 Ton



Vehicle Type: A,B Part #CC844661 **\$13 ea**

NOS M37/M43 Left & Right Upper Door Glass Frame Channel (Olive Drab Paint)

For use with CC1277623 & CC1277622

[ORD #7374839] Vehicle Type: E,F

Part #CC1278277 **\$15**

New M37/M43 Door Glass Frame Channel Screw

Vehicle Type: E,F

For use with CC1277623,

CC1277622 & CC127877

Part #155886 **\$1**



NOS M37/M43 Left Lower Door Glass Frame Channel (Olive Drab Paint)

[ORD #7374790]

Vehicle Type: E,F

For use with CC1278277 & 155886



Part #CC1277623 **\$60**

NOS M37/M43 Right Lower Door Glass Frame Channel (Red primer)

[ORD #7374789]

Vehicle Type: E,F

For use with CC1278277 & 155886



Part #CC1277622 **\$60**

NOS 24 Volt Generator to Voltage Regulator Cable



For 25 Amp Systems

[ORD #7351057] Vehicle Type: E,F

Part #CC1269045 **\$95**