

GROUP 14: STEERING

New Power Steering Kits

NOTE: Power Steering Kits require slight cutting and/or bending of frame to install. Kits include step by step instructions & all hardware needed to install.

•New 1 Ton Power Wagon, WC 3/4 Ton & WC 1-1/2 Ton 6x6 Power Steering Kits

Vehicle Type: (B,C see note),(D 1946-71)

Note for WWII WC models : Vehicle Type B

- use Pitman Arm CC1189351-HD, Vehicle

Type C - use 1 Ton Steering Linkage

CONTACT US FOR INSTALLATION SUPPORT WHEN NECESSARY.

NEW KIT AVAILABLE FOR 230 ENGINES!

•New Power Wagon, 3/4 Ton & 6x6 Power Steering Kit for 230 Engines

Part #PWPSK-230 **\$1495**



NEW KIT IN PRODUCTION FOR 251 ENGINES! CONTACT US FOR DETAILS

•New M37/M43 Power Steering Kits

Vehicle Type: E,F

CONTACT US FOR INSTALLATION SUPPORT WHEN NECESSARY.

NEW KIT AVAILABLE FOR 230 ENGINES!

•New M37/M43 Power Steering Kit for 230 Engines

Part #M37PSK-230 **\$1595**



NEW KIT IN PRODUCTION FOR 251 ENGINES! CONTACT US FOR DETAILS

Drag Link Assembly

Typical Exploded Parts View
Vehicle Type: E,F



KEY	ITEM	PART NO.	GROUP	KEY	ITEM	PART NO.	GROUP	KEY	ITEM	PART NO.	GROUP	KEY	ITEM	PART NO.	GROUP
A	WASHER	120094	1401.3	L - WASH. KIT	7374750	1401.3	W - WASH.	7374750	1401.3	SD - ROD	7374750	1401.3	WASHER	120094	1401.3
B	WASHER	120092	1401.3	M - COVER	7362430	1401.3	X - KIT/ASSEM	7362430	1401.3	WASHER	120092	1401.3	WASHER	120092	1401.3
C	WASHER	120071	1401.3	N - COVER	7362432	1401.3	Y - SCREW	1411404	1401.3	WASHER	120091	1401.3	WASHER	120091	1401.3
D	WASHER	120088	1401.3	P - SEAL	7362420	1401.3	Z - WASH.	7362420	1401.3	WASHER	120090	1401.3	WASHER	120090	1401.3
E	WASHER	7374750	1401.3	Q - TUB. ASST	7374740	1401.3	AA - SCREW	1411404	1401.3	WASHER	120089	1401.3	WASHER	120089	1401.3
F	SCREW	120080	1401.3	R - PIN	1024807	1401.3	BB - SCREW	7374740	1401.3	WASHER	120088	1401.3	WASHER	120088	1401.3
G	SPACER	7374750	1401.3	S - WASHER	7362430	1401.3	CC - WASH	120077	1401.3	WASHER	120087	1401.3	WASHER	120087	1401.3
H	WASHER	120086	1401.3	T - WASH	120086	1401.3	DD - WASHER	120086	1401.3	WASHER	120086	1401.3	WASHER	120086	1401.3
I	SCREW	120074	1401.3	U - WASHER	7362430	1401.3	EE - WASHER	120086	1401.3	WASHER	120086	1401.3	WASHER	120086	1401.3
J	WASHER	7374750	1401.3	V - PIN	7362430	1401.3	FF - WASHER	120075	1401.3	WASHER	120086	1401.3	WASHER	120086	1401.3

New 17" Black Plastic Steering Wheels (slightly textured)

(Equally distanced spokes - Made in USA)



IMPORTANT NOTE WHEN ORDERING 17" PLASTIC STEERING WHEELS: OUR MANUFACTURER IS EXPERIENCING PRODUCTION AND DISTRIBUTION ISSUES. STOCK MAY BE VERY LIMITED AT BEST.

•11/16" - 13/16" tapered with keyway

Vehicle Type:

1939-47 2WD (VC 2WD & 4WD, WC, VD & WD)

Replaces CC573954, CC580334, CC1091895

Part #CC1091895-17 **\$195**

•13/16" - 7/8" tapered with keyway

Vehicle Type: A,D

Replaces CC920084

Part #CC920084-17 **\$195**

•31/32" - 1" tapered with keyway

Vehicle Type:

(B,C early) also fits 1939-47 2WD 1.5 ton & larger

Replaces CC592221 Part #CC921730-17 **\$195**

•11/16" - 3/4" tapered spline

Vehicle Type: 1948-50 2WD 1/2, 3/4 & 1 Ton

Part #CC1195035-17 **\$195**

•25/32" - 7/8" tapered spline

Vehicle Type:

1951-57 2WD B3, B4, C1, C2 & K-Series Trucks

Replaces "Y" Spoke: #CC1272166

Replaces Even Spoke: #CC1194926

Replaces "T" Spoke: #CC1392902

Part #CC1194926-17 **\$195**

•25/32" - 7/8" tapered spline



(Grooved for horn button cover)

Vehicle Type: E,F

[ORD #7374801]

Replaces CC1269579

Part #CC1269579-17 **\$195**

NOS M37 Black Rubber Steering Wheels

Very Limited Supply!

Rubber is still pliable & soft!

Vehicle Type: E,F

Small dings & dents may exist



•25/32" - 7/8" tapered spline
(Grooved for horn button cover)

Note slight triangulation of horn button opening from being stacked/stored

[ORD #7374801] Part #CC1269579-NOS **\$169**

GROUP 14: STEERING

NOS & NEW REPLACEMENT 4X4 TIE ROD ENDS



Many of these hard-to-find tie rod ends are no longer produced. Tighten up your steering and take the guesswork out of which tie rod ends you need.

Vehicle Type: A

CC915097	New WC 1/2 Ton, <i>coarse thread</i>	Left	\$199
CC912050	New WC & VC 1/2 Ton, <i>fine thread</i>	Right	\$195
CC912051	NOS 1940 VC 1/2 Ton Only, <i>fine thread</i>	Left	\$65

Vehicle Type: B,C,D,E,F

CC924163	New 1942-45 WC 3/4 Ton, 1943-45 WC 1 1/2 Ton, 1946 WDX - 1968 WM300 1 Ton, 1951-68 M37/B1 <i>Includes: castle nut CC125267, cotter pin & boot</i>	[ORD #7349051] Left	\$52
CC597782	NOS 1942-45 WC 3/4 Ton, 1943-45 WC 1 1/2 Ton, 1946 WDX - 1968 WM300 1 Ton, 1951-68 M37/B1 <i>Includes: castle nut, cotter pin & boot</i>	[ORD #7349050] Right	\$52

Vehicle Type: G

CC1843147	New 1957-62 all W100 & W200, 1963-68 W100 & W200 (3500 lb axle)	Left	\$95
CC1843146	New 1957-62 all W100 & W200, 1963-68 W100 & W200 (3500 lb. axle)	Right	\$65
CC2585259	New 1963-68 W100 & W200 (3000 lb. axle)	Left	\$65
CC2585258	New 1963-68 W100 & W200 (3000 lb. axle)	Right	\$65
CC3004930	New 1969-71 W100 & W200 (3000 lb. axle)	Left	\$65
CC3004931	New 1969-71 W100 & W200 (3000 lb. axle)	Right	\$65
CC3004925	New 1961-68 W200 (3500 lb. axle)	Left	\$85
CC3004924	New 1961-68 W200 (3500 lb. axle)	Right	\$85

Vehicle Type: H

CC1795584	New 1958-74 W300 (4500 lb. axle)	Left	\$75
CC1795583e*	New 1958-74 W300 (4500 lb. axle)	Left	\$75

*REQUIRES CUTTING & RE-THREADING OF ORIGINAL TIE ROD

Miscellaneous

CC1311175	New 1948-53 2WD 1/2, 3/4 & 1 Ton	Right	\$48 SOLD OUT
CC1311176	New 1948-53 2WD 1/2, 3/4 & 1 Ton	Left	\$75 SOLD OUT

New Tie Rod w/Clamps

Vehicle Type: 1948-53 2WD 1/2, 3/4 & 1 Ton	Part #CC1194224	SOLD OUT
--	-----------------	-----------------

New Drag Link

Vehicle Type: 1948-53 2WD 1/2, 3/4 & 1 Ton	Part #CC1195802	SOLD OUT
--	-----------------	-----------------

USED Tie Rod

•Vehicle Type: A	Part #CC920738	\$95
•Vehicle Type: B,C,D	Part #CC927002	\$95
•Vehicle Type: E,F	[ORD #7373787]	
	Part #CC1268402	\$95



New Tie Rod End Repair Kit

Vehicle Type: B,C,D,E,F
Includes (2) CC597788, (2) CC597789, (2)CC571021
Part #CC2180735 **\$10/Pair**



NOS Drag Link Repair Kit

1 kit repairs one end of drag link. Vehicle Type: C,E,F
Part #CC1057757 **\$34**



New Drag Link End Repair Kit

(1) kit required per drag link (repairs both ends)
Vehicle Type: A,B,D
Part #CC980510-K **\$39**



New Drag Link End Plug Removal Tool

Vehicle Type: A,B,C,D,E,F
Part #NDLEPRT001 **\$20**



New Steering End, Drag Link Dust Cover Package (small)

Vehicle Type: A, 1939-47 2WD
Part #CC980515 **\$39**



New Steering End, Drag Link Dust Cover Package (small)

Vehicle Type: B,D
Part #CC980515-N **\$24**



New Axle End, Drag Link Dust Cover Package (small)

Vehicle Type: A,B,D
Part #CC980513 **\$39**



NOS Steering End, Drag Link Dust Cover Package (large)

Vehicle Type: C,E,F
Part #CC1057756 **\$17**



NOS Axle End, Drag Link Dust Cover Package (large)

Vehicle Type: C,E,F
Part #CC1057755 **\$25**



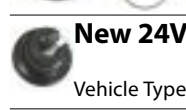
NOS Steering Gear Gasket Repair Kit

Vehicle Type: B,C
Part #CC996425 **\$17.50**



NOS/New 24 Volt Horn Button Repair Kit

(NOS cable & button cover)
Horn Button Cable Insulator not included but sold separately
Vehicle Type: E,F
FSN: 2590-00-606-8503 **\$60**



New 24V Horn Button Cable Insulator

Vehicle Type: E,F
Part #CC1314310 **\$8.50**



NOS/New Horn Button Repair Kit

(black button with NOS Cable)
Vehicle Type: A,B,C,D, Also fits 1934-56 2WD

Part #CC996416 **\$60**



NOS 24 Volt Horn Button Cover

[ORD #7413017]

Vehicle Type: E,F
Part #CC1273411 **\$5**

Steering Arm Assemblies

- NOS Vehicle Type: A
Part #CC916858 **\$45**
- NOS Vehicle Type: B,D
Part #CC924587 **\$45**
- NOS Vehicle Type: C,E,F
Part #CC928944 **\$45**

Steering Arm Ball with Stud

- NOS Vehicle Type: A,B,D
Part #CC589707 **SOLD OUT**
- NOS Vehicle Type: C,E,F
Part #CC928944-B **\$7.50**

New High-Strength Steering Pitman Arm

Made in USA-Vintage Power Wagons Exclusive Hardened, stress relieved & tempered 4140 High Carbon Steel w/Serviceable Ball Stud

Vehicle Type: A,D

•New Power Wagon & WC 1/2 Ton High-Strength Steering Pitman Arm - (Replaces CC915677, CC1189351) Part#CC1189351-HD **\$469**
-Replacement Ball Stud Part #RPBST1189 **\$49**

Vehicle Type: E,F

•New M37 & M43 High-Strength Steering Pitman Arm - (Replaces CC1270127, [ORD #7373789]) Part #CC1270127-HD **\$395**
-Replacement Ball Stud Part #RPBST1270 **\$49**

Steering Pitman Arms

- USED Vehicle Type: A,D
Part #CC915677, CC1189351 **\$95**
- NOS Vehicle Type: B
Part #CC921723 **\$55**
- NOS Vehicle Type: C
Part #CC928951 **\$45**
- USED Vehicle Type: E,F
[ORD #7373789] Part #CC1270127 **\$95**

NOS Idler Arm



Vehicle Type: E,F
[ORD #7374765] Part #CC1269531 **\$65**

NOS Idler Arm Shaft



[ORD# 7373786]
Vehicle Type: E,F
Part #CC589565 **\$32**

NOS Idler Arm Bushing



Vehicle Type: E,F
[ORD #7373785] Part #CC572130 **\$10**

Drag Link Assemblies



- NOS Tube Only (Straight) Vehicle Type: A,B-early
Also fits VC Part #CC598778 **\$95**
- NOS (Straight) Vehicle Type: C
Part #CC928947 **\$95**
- NOS (Straight) Vehicle Type: E,F
[ORD #7374763] Part #CC1269534 **\$125**
- NOS (Bent) Vehicle Type: E,F
[ORD #7374762] Part #CC1269575 **\$125**

New Drag Link 1961-68



Vehicle Type: G
Part #CC2234523 **\$325**

New Drag Link 1969-71



Vehicle Type: G
Part #CC2953287 **\$315**

New Drag Link 1961-71



Vehicle Type: H
Part #CC2231449 **\$305**

NOS M37/M43 Steering Column Jacket Bearing (22 ball bearings, crimped)



[ORD #8328055]
Vehicle Type: E,F Part #CC1270138 **\$3**

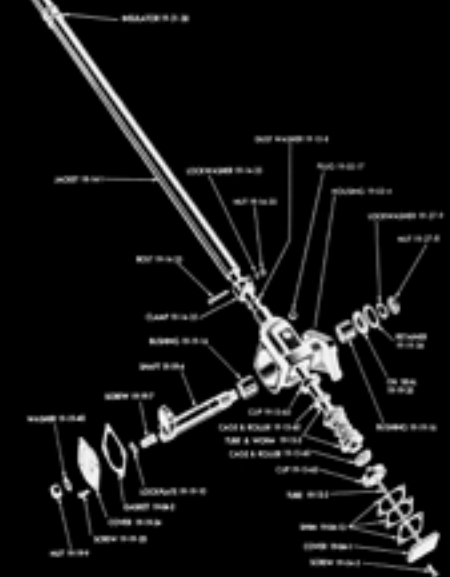
Steering Wheel

Typical Exploded Parts View



Steering Gear

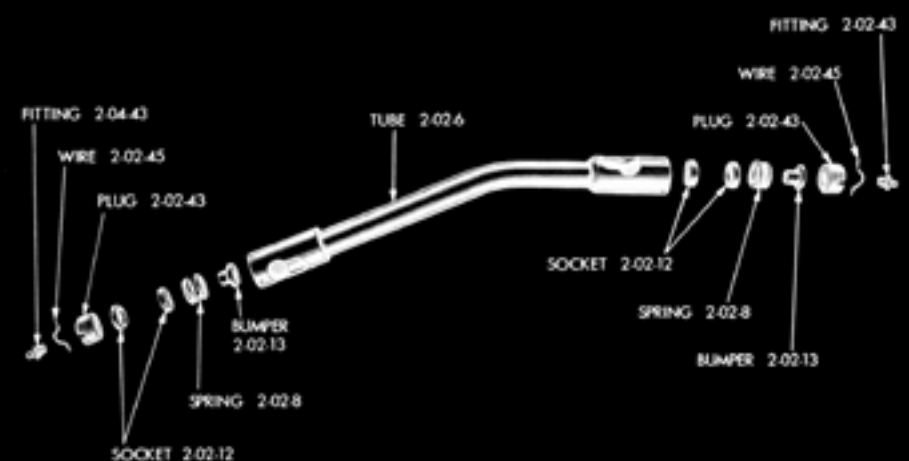
Typical Exploded Parts View



Drag Link Assembly

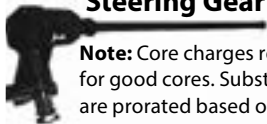
Typical Exploded Parts View

Vehicle Type: A,B,C,D



GROUP 14: STEERING

Steering Gear



Note: Core charges refunded in full for good cores. Substandard cores are prorated based on condition.

- **NOS WC 1/2 Ton** casting #14000 Vehicle Type: A
Part #CC915674 **\$250**
- **Rebuilt WC 3/4 & 1 1/2 ton 6x6** casting #17090
Vehicle Type: B,C
Part #CC924252 **\$495 + \$250 core**
- **Rebuilt M601** casting #B6030 Vehicle Type: D
Part #CC1270072 **\$595 + \$250 core**
- **Rebuilt M-37** casting #B6113 Vehicle Type: E,F
Part #CC1270250 **\$650 + \$250 core**

NOS Steering Gear Housing Bracket Bushing

- Vehicle Type: A (2 required)
Part #CC567149 **\$7.50 ea**
- Vehicle Type: B,C (2 required)
Part #CC924257 **\$7.50 ea**

New Steering Column Jacket Bushing (Nylon)

Vehicle Type: A,D
(D-replaces bearing CC1188659)
Part #CC395800 **\$10**

NOS Steering Column Jacket Bushing

Vehicle Type: B,C
Part #CC925882 **\$10**

NOS Steering Gear Sector Shaft

- Vehicle Type: A Part #CC567150 **\$25**
- Vehicle Type: B,C Part #CC921729 **\$25**
- Vehicle Type: D Part #CC1189347 **\$35**
- Vehicle Type: E,F Part #CC1270126 **\$35**

NOS Pitman Arm Nut

Vehicle Type: A,B,C,D,E,F
Part #CC52833, CC1392770 **\$7.50 ea**

New Steering Gear Housing Lower Cover Seal

[ORD #7373798]

Vehicle Type: E,F
Part #CC1270139 **\$10**

Steering Gear Sector Shaft Seal

- **NOS** Vehicle Type: D
Replaces CC1188671 Part #CC1929456 **\$10**
- **New** Vehicle Type: E,F
Part #CC1138281 **\$10**

New Steering Column Clamp Insulator

Rubber Type:

Vehicle Type: B,C,D Part #CC950707 **\$10**
Vehicle Type: A,E,F Part #CC705360 **\$10**

Felt Type (Correct for WWII Vehicle Types: B,C. Can replace vehicle type D)

Vehicle Type: B,C,D Part #CC950707-FLT **\$12**

NOS Steering Column Collar

[ORD #7374803]

Vehicle Type: E,F
Part #CC1270690 **\$7**

NOS Steering Column Shaft w/Worm

- Vehicle Type: B,C Part #CC921727 **\$95**
- Vehicle Type: E,F Part #CC1270131 **SOLD OUT**

NOS & New Steering Wheel Nuts

- **NOS 13/16-20 Steering Wheel Nut**
Vehicle Type: A,D,G 1957 W100, W200
Replaces CC145013 Part #CC564330 **\$7.50**
- **New 7/8-20 Steering Wheel Nut** Vehicle Type: B,C & some 1957-60 W500-W800 Part #CC565784 **\$7.50**
- **NOS 3/4-20 Steering Wheel Nut** Vehicle Type: E,F
[ORD# 7373795] Part #CC852414 **\$7.50**

New Instrument Panel to Steering Column Clamp Bracket Sets

- Vehicle Type: A
Part #CC873936/CC873941 **\$20/set**
- Vehicle Type: (B,C open-cab only)
Part #CC950706/CC950704 **\$20/set**
- Vehicle Type: (B closed-cab only),D
Part #CC950561/CC950713 **\$20/set**

USED Idler Arm to Frame Bracket

[ORD #7374764]
Vehicle Type: E,F
Part #CC1269508 **\$75**

New Flexible Joint Steering Coupling w/Flange

Vehicle Type: G
Part #CC2226664 **\$39**

New Grant 15" Classic Wood Steering Wheel (3/4" Center Hole)



Note: Center hole may need be drilled to fit your vehicle
3BGSW Steering Wheel Adapter Required (Sold Separately)
Vehicle Type: A,B,C,D,E,F & 1939-57 2WD (with modified center hole)
Part #15CWS **\$195**

New Grant Steering Wheel Adapter

Special Offer
Machined per sale
For all 3-bolt Grant steering wheels.
Part #3BGSW **\$49**

New Steering Stabilizer (Includes modified Axle Housing Clamp)



Vehicle Type: B,C,D,E,F
Part #PWSS01 **\$197**

ALL OF OUR REBUILT STEERING GEARS COME WITH LIMITED LIFETIME WARRANTY

Time to replace that worn out steering gear!
CALL FOR AVAILABILITY ON REBUILT STEERING GEARS
Pay close attention to manufacturer (for example, Gemmer), casting # & vehicle type to ensure you order the correct item.

Note: Core charges refunded in full for good cores. Substandard cores are prorated based on condition.

Note: Casting #B6030 is used Vehicle Type D and M601. (M601 worm shaft is longer)

Note: On this model, the top shaft comes in 2 different lengths; please measure yours and have this information ready when ordering.



Gemmer
casting # B6030
Vehicle Type:
D (1946-71
Part #CC1189342
\$595 + \$250 core



Gemmer
casting # 24JC21
Vehicle Type: G (61-71
D100, D200, D300,
W100, W200)
Part # 14-2
Call for Price + Avail.



Saginaw
casting # 5675288
Vehicle Type: G (61-71
D100, D200, D300,
W100, W200)
Part # 14-3
Call for Price + Avail



Saginaw
casting # 1938512
Vehicle Type: G (61-71
D100, D200, D300,
W100, W200)
Part # 14-4
Call for Price + Avail.



Gemmer
casting # 5DC26
Vehicle Type: H
(61-71 W300)
Part # 14-5
Call for Price + Avail.



Gemmer
casting # 5JC06
Vehicle Type: H
(61-71 W300)
Part # 14-6
Call for Price + Avail.



Saginaw
casting # 4DC46
Vehicle Type: H
(61-71 W300)
Part # 14-7
Call for Price + Avail.



TRW
casting # 35JC28
Vehicle Type: H
(61-71 W300)
Part # 14-8
Call for Price + Avail.