

# GROUP 7: TRANSMISSION

## Early Transmission (non-synchronized)

Vehicle Types:

A. 1941-42 WWII WC 1/2 ton 4x4

Military Casting #C35661

B. 1942-45 WWII WC 3/4 ton 4x4

Military Casting #C38126

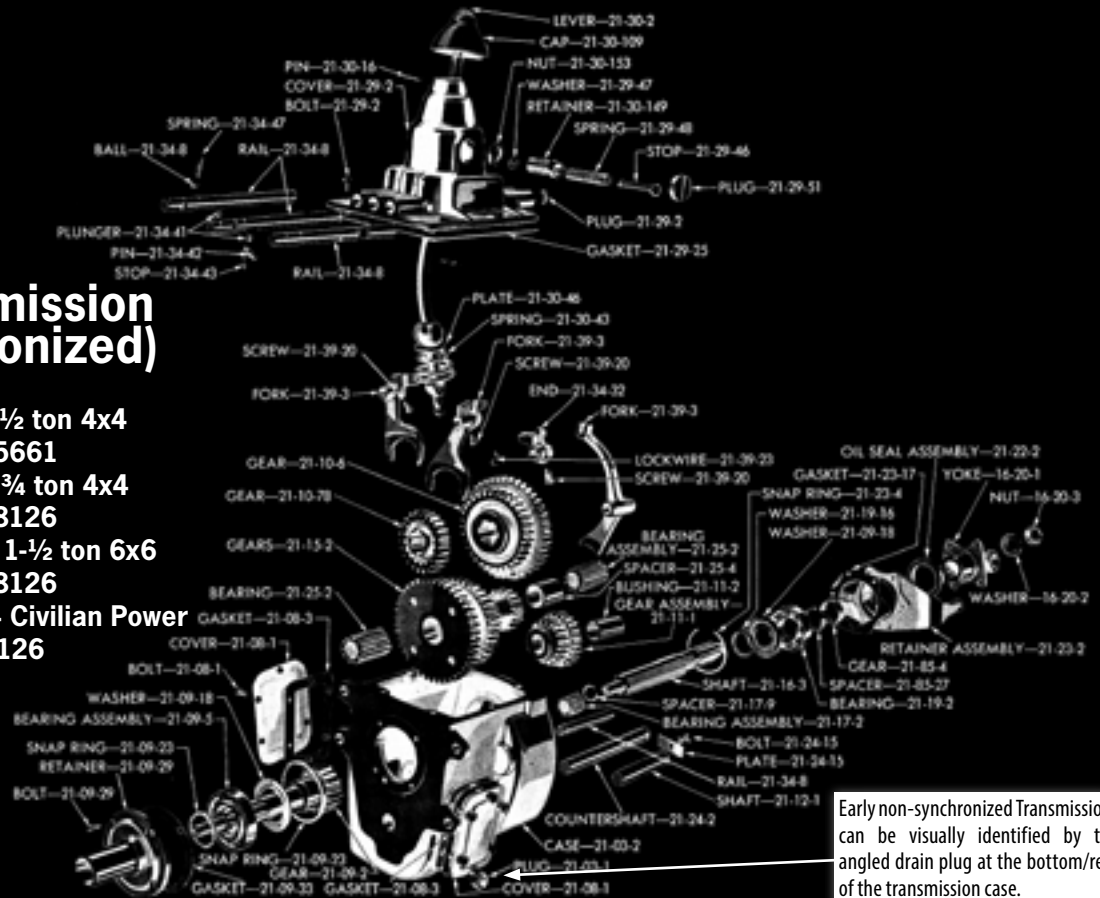
C. 1943-45 WWII WC 1-1/2 ton 6x6

Military Casting #C38126

D. 1945-50 1 ton 4x4 Civilian Power Wagon Casting #C38126

Vehicle Type A Note:

Transmission case, top cover & shift lever differ from those shown in this view. (internal components are the same)



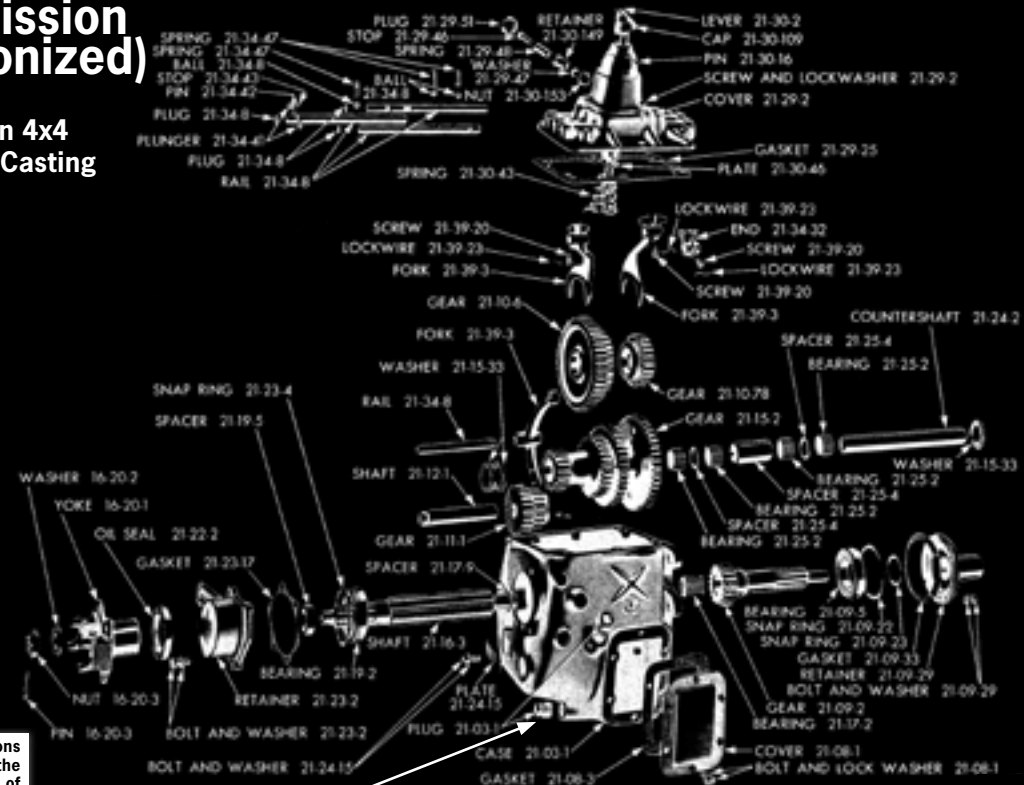
## Late Transmission (non-synchronized)

Vehicle Type:

D. 1951-(early)56 1 ton 4x4

Civilian Power Wagon Casting


#C38711



Late non-synchronized Transmissions can be visually identified by the horizontal drain plug at the bottom of the transmission case.

## Early Transmission Top (synchronized)

Early Transmissions can be visually identified by the single lever guide pin located near the top of the transmission cover on the right side.



## REBUILT TRANSMISSION TOPS



Rebuilding your top can help with ease of shifting as well as the problems related to the transmission popping out of gear due to worn transmission top components.

Our shop is well experienced in rebuilding transmissions and transmission tops. Please contact us with the casting # of your transmission and allow us some time to research your transmission, (and stock the proper repair parts if necessary) to be able to rebuild your transmission top.

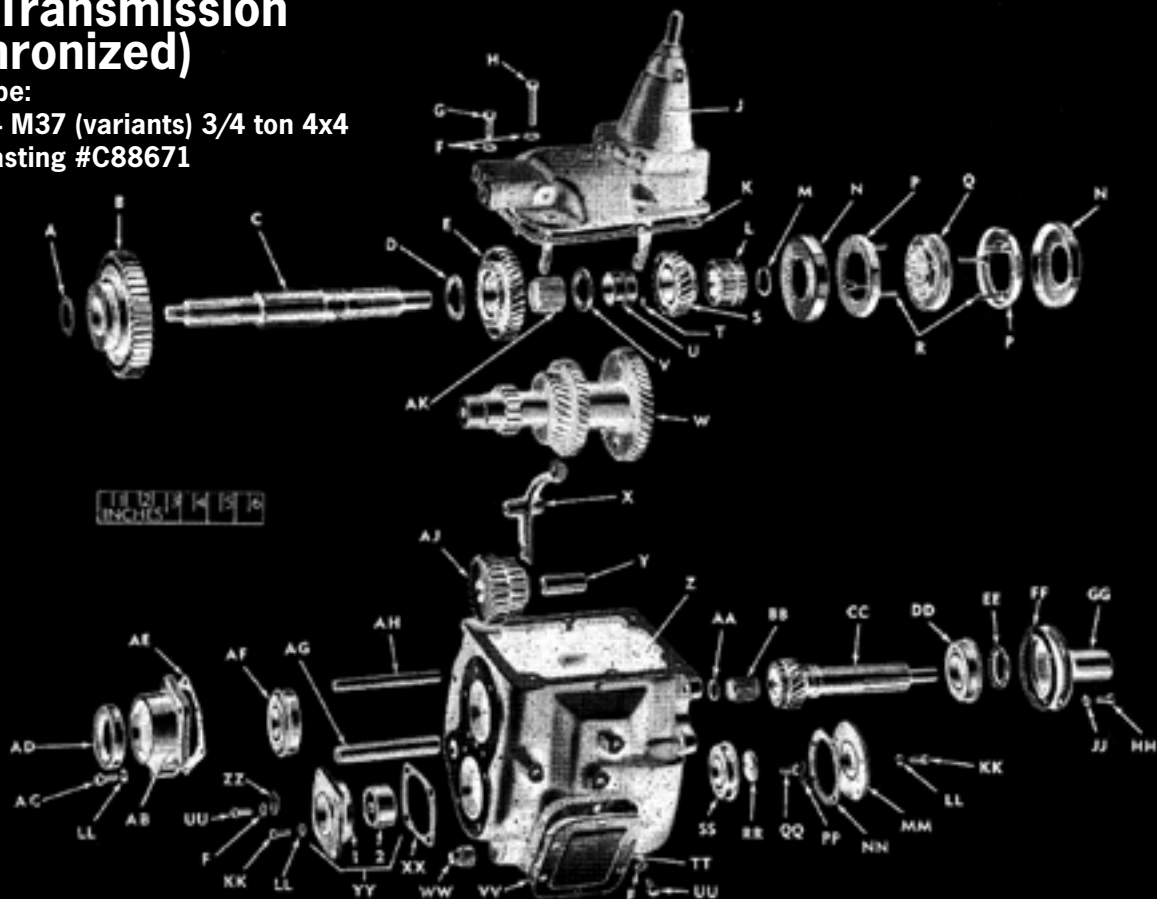
**NOTE:** Be sure your transmission is in the neutral position before removing the top. Take photos or get impressions of the gear and shifter fork positions before you ship your transmission top to ensure correct reassembly.

## Early Transmission (synchronized)

Vehicle Type:

E. 1951-54 M37 (variants) 3/4 ton 4x4

Military Casting #C88671



# GROUP 7: TRANSMISSION

## Late Transmission (synchronized) NP420

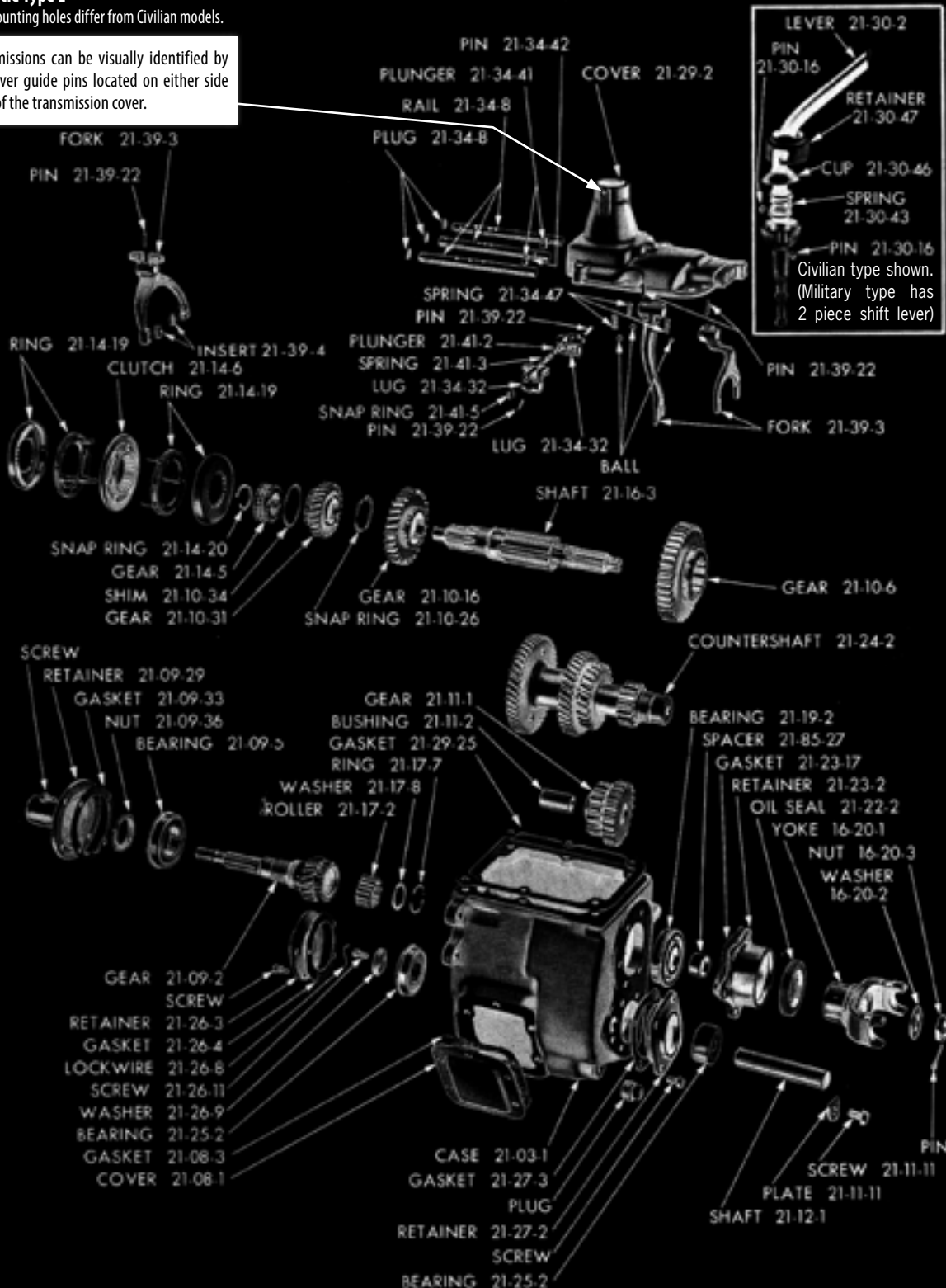
### Note for Vehicle Type E

Transmission mounting holes differ from Civilian models.

NP420 Transmissions can be visually identified by the 2 shift lever guide pins located on either side near the top of the transmission cover.

### Vehicle Types:

- D - 1956(late)-71 1 ton 4x4 Civilian Power Wagon Casting #C93511
- E - 1957-68 M-37B1 (variants) 3/4 ton 4x4 Military Casting #C93511
- G - 1957-62 W100 1/2 ton 4x4, W200 3/4 ton 4x4 Casting #C93511 (longer input shaft)
- H - 1958-68 W300 1 ton 4x4 Casting #C93511 (longer input shaft)







## Quick Tip 8: Identifying Transmissions:

Help us help you get the proper repair parts. Listed below are transmission case casting numbers which are normally located on either side of the transmission case.


1. 1941-42 WC 1/2 ton 4x4: C35661
2. 1942-45 WC 3/4 ton, WC 6X6: C38126
3. 1946-50 1-ton Power Wagon: C38126
4. 1951-(early)56 1-ton Power Wagon: C38711
5. 1951-54 M37 3/4 ton 4x4: C88671
6. 1957-68 M37B1 3/4 ton 4x4: C93511 (mounting hole pattern differs from civilian and M601 models)
7. 1956(late)-71 1-ton Power Wagon, M601: C93511
8. 1957-62 W100, W200, W300 NP420: C93511

### Transmission Shifter Knobs



- 1. NOS Vehicle Type: ALL Part #CC42971 **\$17.50**
- 2. New Vehicle Type: ALL Part #CC42971-N **\$15**

### NOS Transmission Shift Levers



1. *Non-Synchronized Transmission Lever*  
Vehicle Type: B,C,(D 1946-56)  
Part #CC921855 **\$45**
2. *Late Synchronized NP420 Transmission Lever*  
Vehicle Type: D 1956-71  
Part #CC1666523 **\$45**
3. *Early Synchronized Transmission Lever (Lower)*  
Vehicle Type: E  
ORD #7373630 Part #CC1270372 **\$20**
4. *Late Synchronized Transmission Lever (Upper)*  
Vehicle Type: E - M37B1, M43B1  
(Longer than early M-series but will work for early transmissions)  
ORD #7057658 **\$45**

### NOS Transmission Case Top Cover



Vehicle Type: B,C,(D 1946-50)

Part #CC921854 **\$79**

### Transmission Shift Lever Dust Covers



• *NOS Canadian Type*  
(Fully Covers Top of Transmission Tower)  
Vehicle Type: (D 1956 & later), F  
FSN: 2520-21-104-4223  
Replaces Part #CC1666553 **\$14.50**



• *New* Vehicle Type: A,B,C,D,E  
Part #CC317448 **\$14.50**

### NOS Transmission Top Shift Rails



- *1st & 2nd (Non-Sync)* Vehicle Type: A,B,C,(D 1946-50)  
Part #CC556839 **\$18**
- *3rd & Direct (Non-Sync)*  
Vehicle Type: A,B,C,(D 1946-50)  
Part #CC556840 **\$18**
- *Reverse (Non-Sync)* Vehicle Type: A,B,C,(D 1946-50)  
Part #CC556841 **\$18**
- *1st & 2nd* Vehicle Type: (E 1951-54)  
[ORD #7373637] Part #CC1266015 **\$18**
- *3rd & Direct* Vehicle Type: (E 1951-54)  
[ORD #7373638] Part #CC1266014 **\$18**
- *Reverse* Vehicle Type: (E 1951-54)  
[ORD #7353639] Part #CC1266016 **\$18**
- *3rd & 4th (NP420 only)*. Vehicle Type: D,E,G,H  
[ORD #7057639] Part #CC1664347 **\$18**
- *Reverse (NP420 only)*. Vehicle Type: D,E,G,H  
[ORD #7057640] Part #CC1664348 **\$18**

### NOS Reverse Fork Transmission Rail



Vehicle Type: A,B,C,(D 1946-50)


Part #CC556903 **\$18**

### NOS Early Transmission Shifter Lever Spring



Vehicle Type:  
A,B,C,(D 1946-Early-1956),(E Early)  
[ORD # 7373687]  
Part #CC584309, CC1268587 **\$10**

### New NP420 Gear Shift Lever Ball Spring Retainer



Vehicle Type: (D 1956-71),(E Late),(G,H 1957-62)  
ORD #7057639 Part #CC1936220 **\$18.50**

### NOS Transmission Rail Poppet Ball



Vehicle Type: ALL  
Part #104920 **\$2**

### NOS Early Non-Synchro Gear Shift Lever Reverse Stop



Vehicle Type: A,B,C,(D 1946 to Early 1956)  
Part #CC571392 **\$5**

### NOS Early Non-Synchro Reverse Stop Plunger Spring



Vehicle Type: A,B,C,(D 1946 to Early 1956)

Part #CC572035 **\$5**

### NOS Early Non-Synchro Reverse Stop Plunger Spring Retainer



Vehicle Type: A,B,C,(D 1946 to Early 1956)

Part #CC313515 **\$5**

### NOS 1st & 2nd Gear Transmission Lug



Early transmission only

Vehicle Type: E  
Part #CC1194341 **\$18**

### NOS 1st & 2nd Gear Transmission Top Fork



• *Early Non-Synchro Transmission*  
Vehicle Type: A,B,C,(D 1946-50 only)  
Part #CC556842 **\$35**

• *Early Synchro Transmission*  
ORD #7373625 Vehicle Type: E  
Part #CC1266020 **\$35**

### NOS Early Non-Synchro 3rd & 4th Gear Transmission Top Fork



Vehicle Type: A,B,C,(D 1946-50 only)

Part #CC556843 **\$35**

### NOS Early Synchro 3rd & 4th Gear Transmission Top Fork



Vehicle Type: E  
ORD #7373626 Part #CC1266019 **\$35**

### NOS Reverse Shift Fork



• *Non-Synchro Transmission*

Vehicle Type: A,B,C,(D 1946-56 only)  
Part #CC556844 **\$35**

• *Early Synchro Transmission*

Vehicle Type: E  
ORD #7373627, Part #CC1270371 **\$35**

### New NP420 Late Synchro 3rd/Direct Gear Fork Insert



Vehicle Type: (D Late 1956-71),(E 1957-68)  
(G,H 1957-71 w/ 4 spd NP420 & NP435)  
Part #CC1923518 **\$15/pair**

### NOS Early Non-Synchro Transmission Case



Vehicle Type: B,C,(D 1946-50)


Part #CC921853 **\$149**

# GROUP 7: TRANSMISSION



## NOS Non-Synchro Reverse Idler Gear

-Early Vehicle Type: A,B,C,(D 1946-50)  
(CC598483-See Quick Tip 10)  
Part #CC556836 **\$80**  
-Late Vehicle Type: D 1951-early 56  
Part #CC1090139 **\$65**



## NOS Early Non-Synchro Reverse Idler Gear Bushing

Vehicle Type: A,B,C,(D 1946-50)  
Part #CC556848 **\$15**

## NOS Reverse Idler Shaft

• Non-Synchro Transmission  
Vehicle Type: A,B,C,(D 1946-56 only)  
Part #CC556883 **\$20**



• Synchro Transmissions  
Vehicle Type: (D 1956-71),E  
[ORD #7373623] Part #CC1266088 **\$20**



## NOS Early Synchro Counter Shaft Bearing Retainer

[ORD #7373616]  
Vehicle Type: E 1951-54  
Part #CC1266000 **\$12**

## NOS Early Non-Synchro Counter Shaft



Vehicle Type: A,B,C,(D 1946-50)  
Part #CC556881 **\$25**

## NOS Counter Shaft Cluster Gear



Please have tooth count ready when ordering

Late Synchronized Gear shown.  
Other listings differ in appearance.

• Early Non-Synchronized Transmission  
Vehicle Type: A,B,C,(D 1946-50)  
Part #CC598482 **\$125 SOLD OUT**

• Early Synchronized Transmission  
Vehicle Type: (E 1951-54)  
ORD #7373619 Part #CC1270362 **\$125**

• Late Synchronized NP420 Transmission  
Vehicle Type: (D late 1956-71),  
(E - M37-B1 Series),(G,H 1957-62)  
ORD #7057626 Part #CC1664336 **\$125**

## NOS Main Drive Gear/Shaft



• Early Non-Synchronized Transmission  
Vehicle Type: A,B,C,(D 1946-50)  
Part #CC583300 **\$125 SOLD OUT**

• Early Synchronized Transmission  
Vehicle Type: E 1951-54  
ORD #7373391 Part #CC1270361 **\$125**

• Late Synchronized NP420 Transmission  
Vehicle Type: (D late 1956-71),(E - M37B1, M43B1)  
ORD #7057654 Part #CC1666549 **\$125**

## NOS Early Synchro Transmission Input Shaft Bearing Retaining Nut



[ORD #7373392]  
Vehicle Type: (E Early)  
Part #CC1265637 **\$7.50**

## NOS Transmission Input Shaft Bearing Retainer



-Non-Synchro Transmission  
Vehicle Type: A,B,C,(D 1946-Early 56)  
Part #CC556778 **\$35**

-Early Synchro Transmission  
Vehicle Type: (E Early)  
ORD #7373394 Part #CC1265638 **\$35**

## Low & 2nd Gear



Early Non-Synchro transmission  
**Very Limited Quantity**

•NOS - Vehicle Type: A,B,C,(D 1946-50) (CC598480-See Quick Tip 9) Part #CC556831-NOS **SOLD OUT**

•USED - Vehicle Type: A,B,C,(D 1946-50) (CC598480-See Quick Tip 9)) Part #CC556831 **Call For Price**

•NOS Vehicle Type: D 1951-early 56  
Part #CC1090123 **\$225**

## NOS Early Synchro Low & 2nd Gear



Vehicle Type: E  
ORD #7373397  
Part #CC1265998 **\$198**

## NOS Early Synchro 2nd Gear

[ORD #7373398]



Vehicle Type: (E Early)  
Part #CC1265996 **\$89**



## NOS NP420 Transmission 2nd Gear

Vehicle Type: (E Late), (D 1956-71),(G,H 1957-62)  
[ORD #7057634] Part #CC1664320 **\$75**



## NOS NP420 Transmission 3rd/Direct

Vehicle Type: (E Late), (D 1956-71),(G,H 1957-62)  
ORD #7057631 CC1664323 **\$65**



## NOS Early Synchro Transmission 3rd/Direct

Vehicle Type: E  
ORD #7351266 CC1270985 **\$65**



## Early Non-Synchro Transmission 3rd/Direct

Vehicle Type: A,B,C,(D 1946-50)  
(CC598481-See Quick Tip 10)  
•NOS Part #CC556868-NOS **SOLD OUT**  
•Used Part #CC556868 **\$150**



## REP Transmission Side Cover Plate

(PTO opening)  
Vehicle Type: ALL  
Part #CC556875 **\$12**

## NOS 3 Speed A745 Transmission



Casting #C95323

Vehicle Type: G 1962-68

Part #CC2226313, CC2226314 **\$295**

## New Transmission Flange Speedi-Sleeve



(Repairs Seal Surface on Flange)  
Vehicle Type: ALL  
Part #SSS00212 **\$42**



## Quick Tip 9:

### Error in Assignment of Part Numbers in Parts Manuals:

After carefully researching The Mopar Parts List for Dodge Power Wagon 1947-53 & 1947-56, we have determined there was an error in part numbers listed for the Early Transmission Part #CC921869 (See sections 21-10-0, 21-11-0 on page 21-9). The Reverse Idler Gear; Low/Second Gear and 3rd/Direct Gear were assigned incorrect part numbers.

Corrected part numbers are as follows:

Part Description	Mopar Parts List Part # (Error)	Corrected Part #
Reverse Idler Gear	CC598483	CC556836
Low/2nd Gear	CC598480	CC556831
3rd/Direct	CC598481	CC556868



# GROUP 7: TRANSMISSION

## NOS Transmission Flanges (Yokes)



1. **Mechanics U-Joint Type**  
Vehicle Type: **A** except Early T-207  
Part #CC918069 **\$85**
2. **Small Detroit U-Joint Type**  
Vehicle Type: (**A** Early T-207)(**B** Early)  
Part #CC598930 **\$85**
3. **Large Detroit U-Joint Type (Early)**  
Vehicle Type: (**B** Late),(**C**,**D** 1946 to Early 56)  
Part #CC917162 **\$65**
4. **Large Detroit U-Joint Type (Late)**  
Vehicle Type:**C**,**D** 1956-71  
replaces CC1920602 Part #CC928721 **\$75**
5. **M-Series Companion Flange** Vehicle Type: **E**  
ORD #7373704, Part #CC1268312 **\$75**
6. **M-Series Companion Flange (With Dust Cover)**  
Vehicle Type: **E**  
ORD #7373704, Part #CC1268312-DC **\$75**

## TRANSMISSION BEARING SETS (bushings not included)



- (Set 7-1/7-2) 4-Speed Non-Synchronized Transmission  
Vehicle Type: **A**,**B**,**C**, (**D** 1946-50) 1939-47 2WD: WC-  
(civilian), WD15, WD20, WD21, WFM, WF31, WF32,  
WF33, WF34, WF36, WF39 (may not fit all models  
listed per serial #)  
Part #ETBS24-MTBS25 (5) Piece Set **\$218**
- (Set 7-3) 4-Speed Non-Synchronized Transmission  
Vehicle Type: **D** 1951 to early 1956  
Part #PTBS26 (3) Piece Set & 88 needles **\$225**
- (Set 7-4) 4-Speed Synchronized Early Transmission  
Vehicle Type: (**E** 1951-54)  
Part #METBS21 (5) Piece Set & 46 needles **\$262**
- (Set 7-5) 4-Speed Synchronized NP420 Transmission  
Vehicle Type: (**D** late 1956-71),(**E** - M37B1, M43B1),  
(**G**,**H** 1957-62)  
Part #LSNTBS20 (4) Piece Set & 14 needles **\$241**



## New 72" Speedometer Cable Assembly

•Vehicle Type: **A**,**B** (Vehicle Type **A** - Replaces CC595367 [inner cable] & CC595368 [housing], (Vehicle Type **B** - Replaces CC920402 [inner cable] & CC595371 [housing])  
Also fits 1941-1947 2WD with 4 Speed Transmission  
Part #CC920404 **\$50**

## NOS NP420 Transmission Top Step Bolt



(2 required)  
Vehicle Type: (**D** 1956-71),(**E** 1957-68)  
Part #NP91818 **\$4**

## NOS Transmission Main Shafts



1. **Early Non-Synchronized Transmission**  
Vehicle Type: **A**,**B**,**C**,(**D** 1946-50)  
Part #CC556830 **\$125**
2. **Late Non-Synchronized Transmission**  
Vehicle Type: **D** late 1951-56  
Part #CC1091851 **\$149**
3. **Early Synchronized Transmission**  
Vehicle Type: (**E** 1951-54)  
ORD #7373608, Part #CC1265991 **\$125**
4. **Late Synchronized NP420 Transmission**  
Vehicle Type: (**D** late 1956-71),(**E** - M37B1, M43B1)  
ORD #7057635, Part #CC1664319 **\$149**

## Transmission Seal & Gaskets (Complete Sets includes seal and gaskets)



- Complete Non-synchronized Transmission Seal & Gasket Set  
Vehicle Type: **A**,**B**,**C**,(**D** 1946-50)  
Part #TSGS123 **\$28.50**
- Complete Synchronized Transmission Seal & Gasket Set  
Vehicle Type:(**D** 1956-71),**E**,**G**,**H**  
Part #TSGSS24 **\$28.50**
- Transmission Seal (Rear output shaft)  
Vehicle Type: **ALL**  
Part #CC593596 **\$14**
- Non-synchronized Transmission Gasket Set  
Vehicle Type: **A**,**B**,**C**,(**D** 1946-50)  
Part #CC996446 **\$18**
- Synchronized Transmission Gasket Set  
Vehicle Type:(**D** 1956-71) **E**,**G**,**H**  
Part #CC1316362 **\$18**
- NOS M-37 Canadian T98 Trans. Gasket Set (Borg Warner T98)  
Vehicle Type: **F**  
Part #CC1107314 **\$12.50**
- New Gasket, PTO to Trans .020 - Vehicle Type: **ALL**  
Replaces CC567500 Part #CC916875 **\$1.50**

## NOS Early Rear Bearing Retainer Assembly



Vehicle Type: **B**,**C**,(**D** 1946-50)  
Part #CC567316 **\$65**

## NOS Rear Bearing Retainer



Vehicle Type:  
(**D** 1951-early 56)(**E** 1951-54)  
Part #CC1265426 **\$35**



## NOS Early Synchronizer Assembly [ORD #7375728]

Vehicle Type: **E**  
Part #CC1270999 **\$295**

## NOS NP420 Synchronizer Assembly

Late NP420 Transmission

Vehicle Type: (**D** late 1956-71), (**E** - M37B1, M43B1)

- Includes:
- (2) Outer Stop Ring  
Part #CC1669893
  - (2) Stop Ring & Pin Assy  
Part #CC1669891
  - Sliding Clutch  
Part #CC1664334
  - Clutch Gear  
Part #CC1664335
- Part #CC1664334-A **\$195**

## NOS Synchronizer Clutch Gear

-Early Transmission



Vehicle Type: (**E** 1951-54)  
Part #CC1270987 **\$30**

-Late Transmission

Vehicle Type: (**D** 1956-71)(**E** - M37B1, M43B1),(**G**,**H** 1957-62)  
Part #CC1664335 **\$30**



## NOS Early Synchronizer Inner Stop Ring

Vehicle Type: (**E** 1951-54)  
Part #CC1265644 **\$35 SOLD OUT**



## NOS Late NP420 Transmission Top Assembly

Vehicle Type: (**D**,**E** late)  
Part #CC1666553-A **\$175**

## Need Your Transmission Rebuilt?

Our shop offers complete rebuilding services for Dodge Trucks equipped with New Process four-speed transmissions.

For transmissions w/casting #C38711, we have very few parts in stock so we recommend changing to the earlier style transmission, which is interchangeable without modification (except PTO).

